

Training Header Sheet with Change Log Form

Kentucky Math
Operational

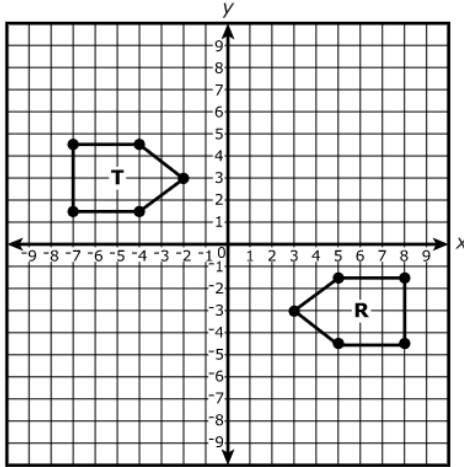
Grade 8/Math
Geometric transformations
MA082007

Anchor Set

Date	Comments	Version
11.2022	Initial Operational Training Set	Set A

Prompt

Figure R and Figure T are shown on the coordinate plane. Figure R is congruent to Figure T.



Which sequence of geometric transformations can be used to prove that Figure R is congruent to Figure T? Include any necessary units, direction, axes, or degrees in your description.

Enter your answer and your descriptions in the space provided.



▼ Math symbols

+	-	×	÷
±	-	·	/
=	≠	$\frac{\square}{\square}$	$\frac{\square}{\square}$
x^y	$\sqrt{\quad}$	$\sqrt[3]{\quad}$	π
()	°		

► Relations

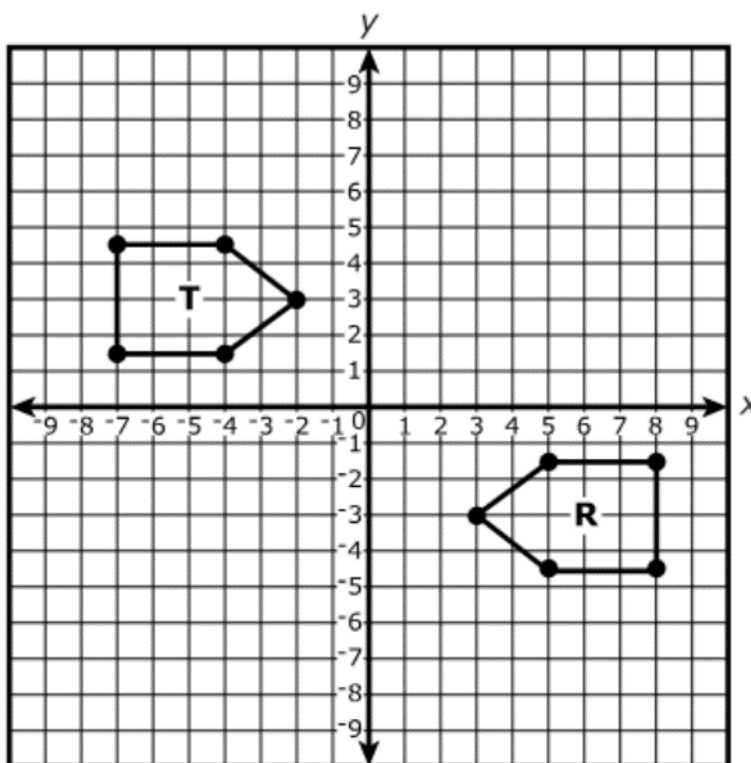
► Geometry

Rubric

MA0820071

Rubric	
Score Point 2	Student demonstrates a complete understanding of describing a sequence of geometric transformations that exhibit the congruence between two figures.
Score Point 1	Student demonstrates a partial understanding of describing a sequence of geometric transformations that exhibit the congruence between two figures.
Score Point 0	Student response is completely incorrect or irrelevant.
Blank	No student response.
Score Points	<ul style="list-style-type: none">• Score 2 points:<ul style="list-style-type: none">○ Includes the correct reflections and the axis of reflection for both reflections, and the correct translation. OR○ Includes the correct rotation including the amount of rotation and the correct translation.• Score 1 point:<ul style="list-style-type: none">○ Includes 2 reflections and a translation with limited information or no information about the axis of reflection or the number of units the figure is translated. OR○ Includes rotation and translation with limited or no information about the number of degrees of the rotation or the number of units of the translation. OR○ Includes a partial sequence of moves that is correct or incomplete.
Correct Answers	<p>Figure R is first reflected across the y-axis, then Figure R is reflected across the x-axis, and finally translated 1 unit right to obtain Figure T.</p> <p>OR</p> <p>Figure R is rotated 180° (clockwise or counter-clockwise) about the origin, then translated 1 unit right to obtain figure T.</p> <p>Note: Alternative valid sequence of transformations are acceptable.</p>

Figure R and Figure T are shown on the coordinate plane. Figure R is congruent to Figure T.

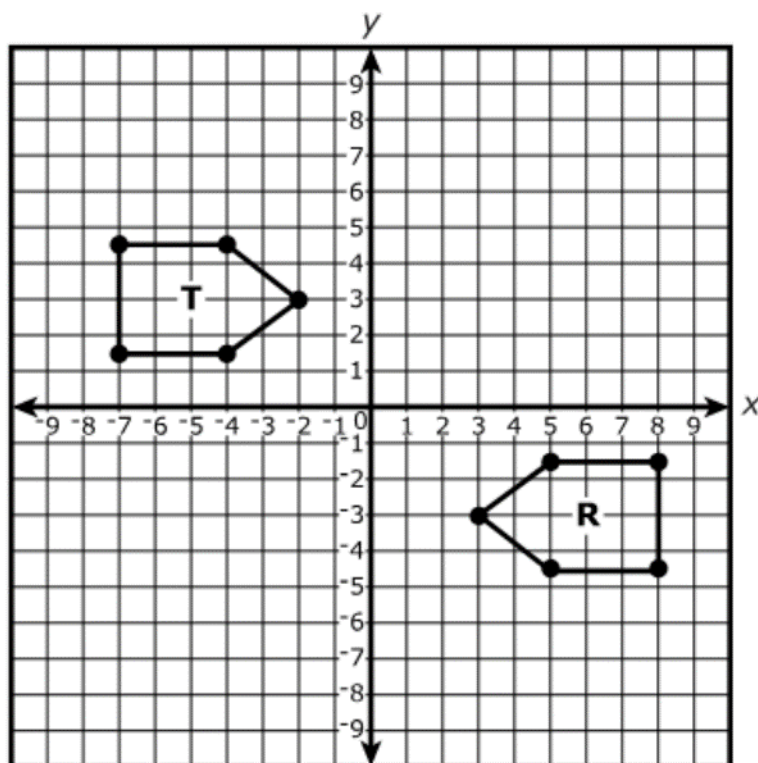


Which sequence of geometric transformations can be used to prove that Figure R is congruent to Figure T? Include any necessary units, direction, axes, or degrees in your description.

Enter your answer and your descriptions in the space provided.

Figure R is congruent to Figure T through the following Geometric transformations; First, Reflect over the X axis. Next, reflect over the Y axis. Lastly, transition all points of R to the right by +1. By following each movement in the right order, R will have overlapped Figure T, with all points alligning. With this result, you can conclude that Figure T is congruent to Figrure R.

Figure R and Figure T are shown on the coordinate plane. Figure R is congruent to Figure T.

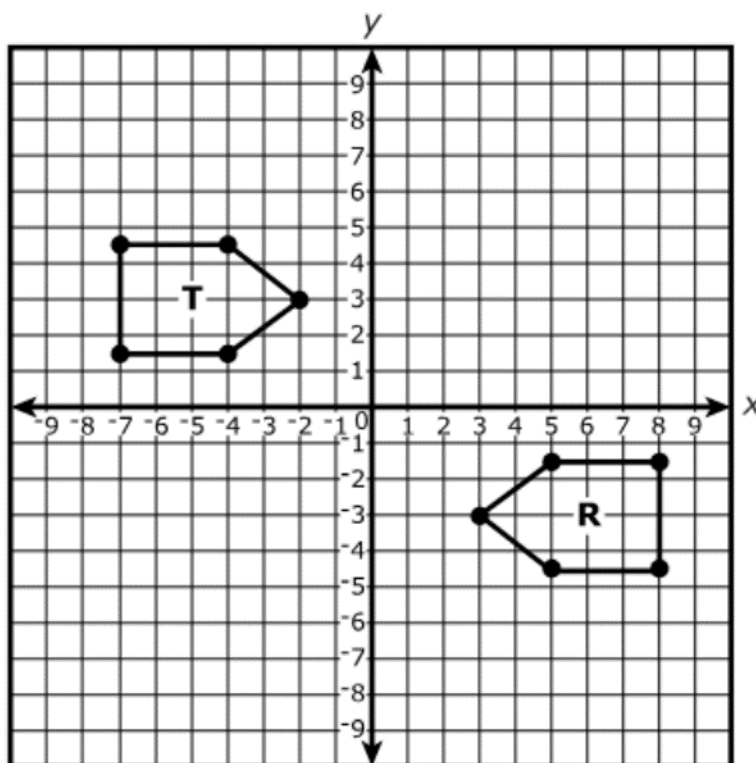


Which sequence of geometric transformations can be used to prove that Figure R is congruent to Figure T? Include any necessary units, direction, axes, or degrees in your description.

Enter your answer and your descriptions in the space provided.

First, it would rotate 180° clockwise. Then, it would be translated right one unit.

Figure R and Figure T are shown on the coordinate plane. Figure R is congruent to Figure T.

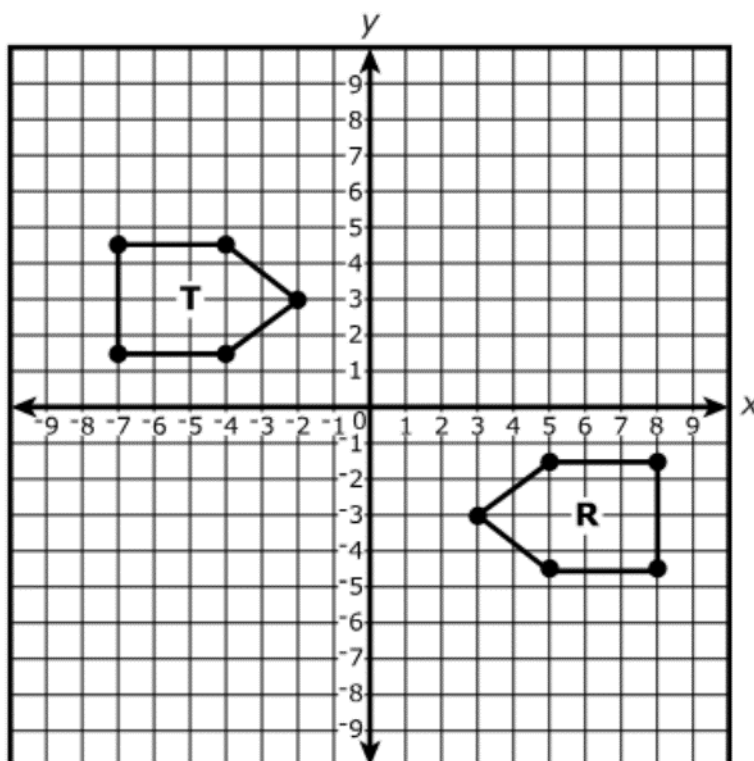


Which sequence of geometric transformations can be used to prove that Figure R is congruent to Figure T? Include any necessary units, direction, axes, or degrees in your description.

Enter your answer and your descriptions in the space provided.

First, you can reflect over the y axis. Translate to the right one. Then, translate down 6 cubic units.

Figure R and Figure T are shown on the coordinate plane. Figure R is congruent to Figure T.

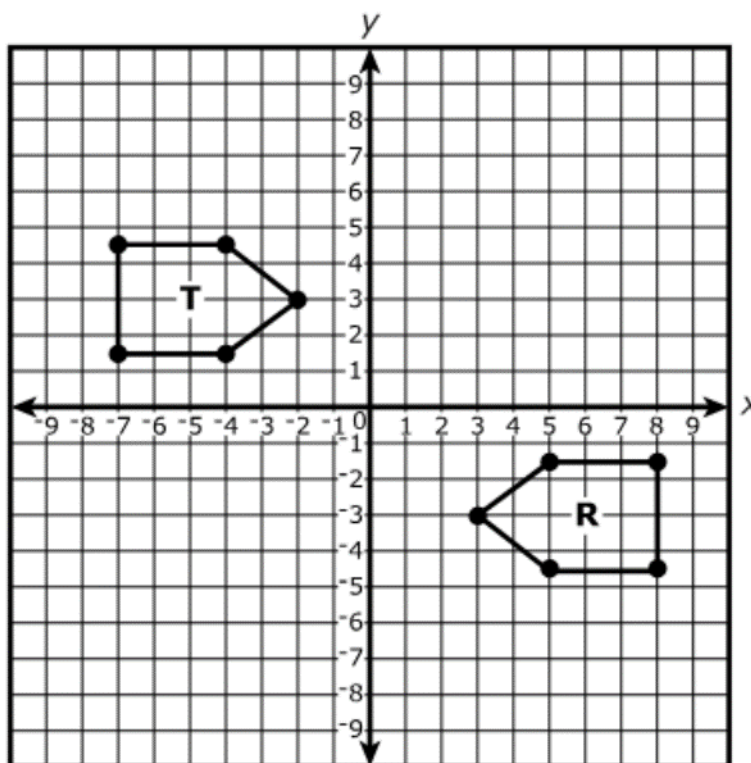


Which sequence of geometric transformations can be used to prove that Figure R is congruent to Figure T? Include any necessary units, direction, axes, or degrees in your description.

Enter your answer and your descriptions in the space provided.

Make figure R reflect off the y axis, then reflect figure R off the x axis, then translate every point in figure R up 1 unit.

Figure R and Figure T are shown on the coordinate plane. Figure R is congruent to Figure T.

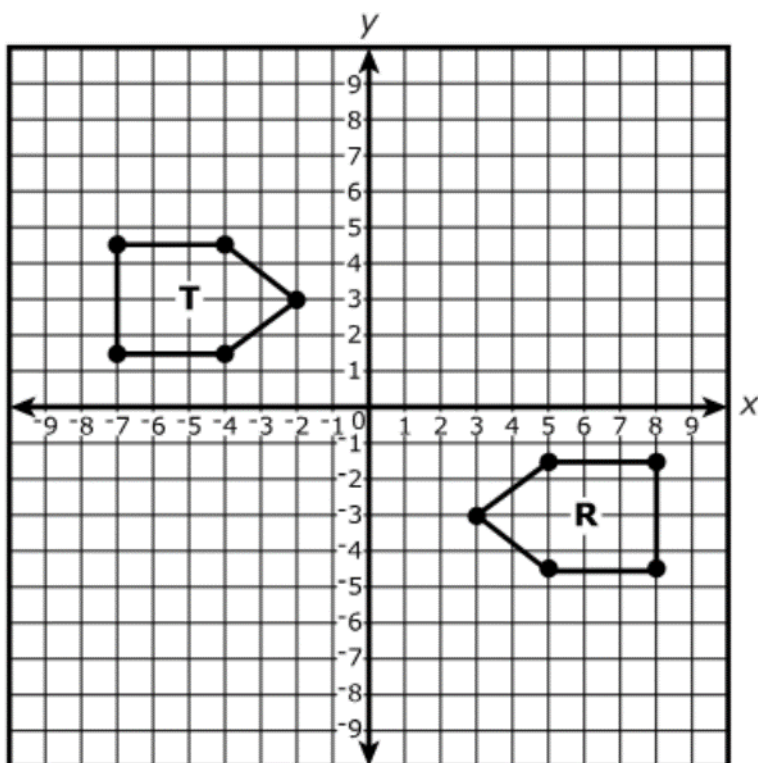


Which sequence of geometric transformations can be used to prove that Figure R is congruent to Figure T? Include any necessary units, direction, axes, or degrees in your description.

Enter your answer and your descriptions in the space provided.

you can rotate 180° clockwise to get the two shapes to match up

Figure R and Figure T are shown on the coordinate plane. Figure R is congruent to Figure T.

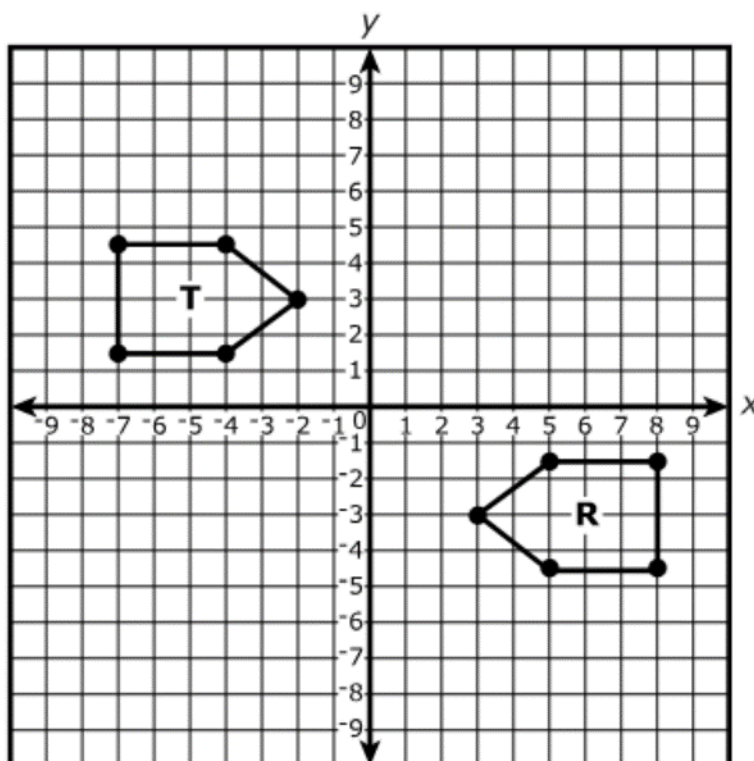


Which sequence of geometric transformations can be used to prove that Figure R is congruent to Figure T? Include any necessary units, direction, axes, or degrees in your description.

Enter your answer and your descriptions in the space provided.

translate down 5 then reflect over the y axis.

Figure R and Figure T are shown on the coordinate plane. Figure R is congruent to Figure T.

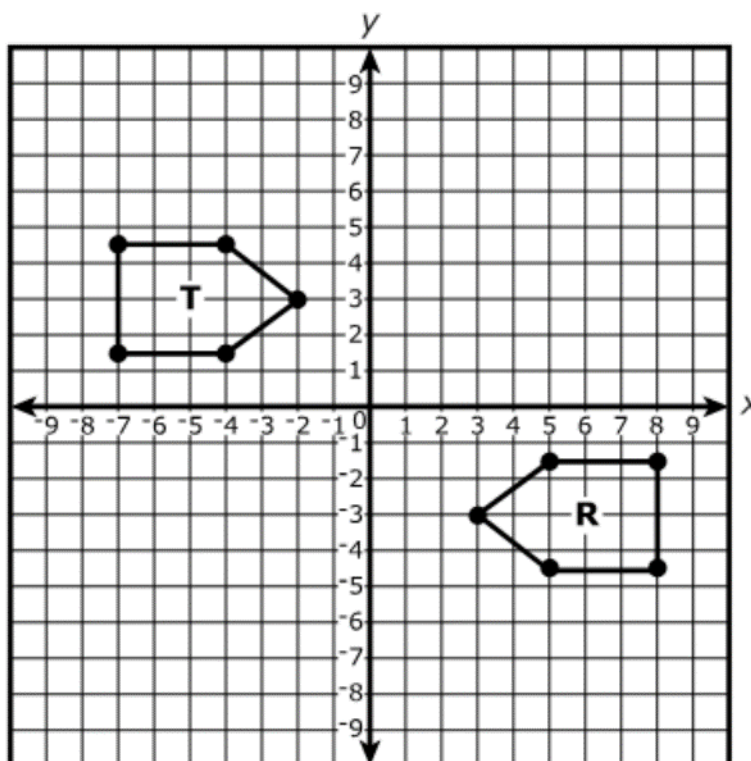


Which sequence of geometric transformations can be used to prove that Figure R is congruent to Figure T? Include any necessary units, direction, axes, or degrees in your description.

Enter your answer and your descriptions in the space provided.

I know that figure R is congruent to figure T because if you reflect figure R, slide up 3, and over 5 spaces then they will be on top of each other. This proves figures R and T are the same size because if they weren't then they would not fit on top of each other perfectly.

Figure R and Figure T are shown on the coordinate plane. Figure R is congruent to Figure T.

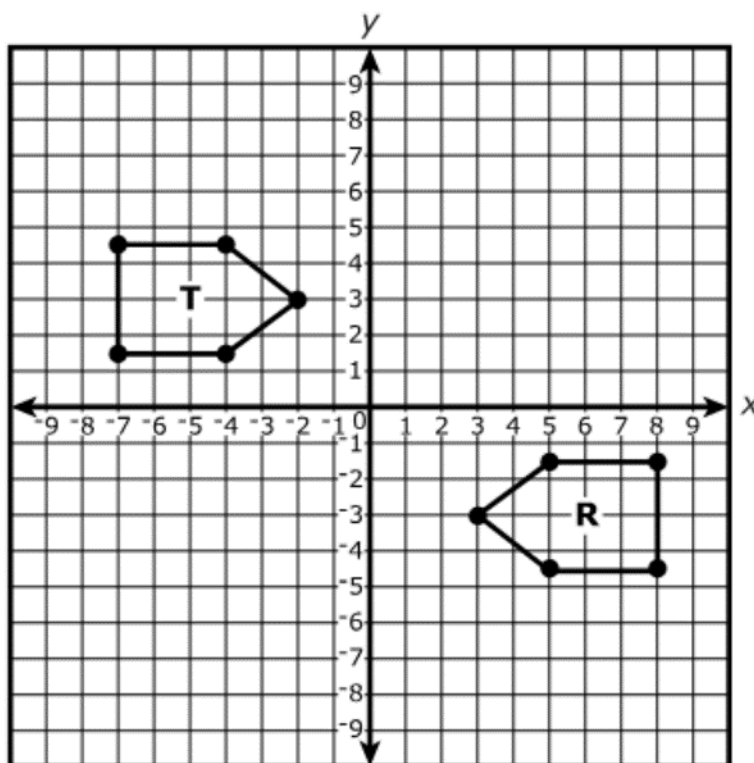


Which sequence of geometric transformations can be used to prove that Figure R is congruent to Figure T? Include any necessary units, direction, axes, or degrees in your description.

Enter your answer and your descriptions in the space provided.

this is a rotation. 90°

Figure R and Figure T are shown on the coordinate plane. Figure R is congruent to Figure T.



Which sequence of geometric transformations can be used to prove that Figure R is congruent to Figure T? Include any necessary units, direction, axes, or degrees in your description.

Enter your answer and your descriptions in the space provided.

they both are the same kind of shape they but the only thing that is different is that they are pointing to different spots like Figure R is pointing to the left of the screen while Figure T is pointing to the right of the screen